

Wikifinancepedia

Hello !

Welcome to WikiFinancepedia (WF) – A website for writers by a passionate writer.

We believe to be one from top communities assisting all our content writers to achieve their milestones and be successful enough. You by default become “Wikifinancepedia Partner” after publishing your first quality post. Later in this article we will explain you how you can earn being a WF Partners program.

Benefits of being wikifinancepedia partner:

- You can create your own profile.
- Show your previous work history in gallery.
- Let world see your quality contents work at wikifinancepedia.
- Demonstrate your “Wikifinancepedia Partner” Statistics to the world.
- Get author signature on every quality articles at our website.
- You get dedicate user name profile page which you can use for a professional reference for your quality work.

We assure you that your efforts being a “Wikifinancepedia Partner” is never shattered. We request you to publish minimum of 10 useful and unique quality articles which will qualify to judge person’s skills and passion towards its work. Every person in the corner of the world is looking for quality product and since our website is young even we are in search of the same. We judge your work base of various statistics. Yours “Wikifinancepedia Partner Statistics” and your profile will always be with us. You can keep improving your statistics and your quality of work to achieve your milestones.

It’s a community of writers who are referred as “WikiFinancepedia Partner”! It is a community of like-minded writers who want to live an internet life by following their passion.

Here is what value proposition wikifinancepedia offers:

- 100% practical financial planning guidelines based on Real-Life Implementation.
- Basic & Advanced Investment, finance, retirement, wealth management, insurance or trading techniques, tutorials, terms or related information from a writer with complete guide with relevant examples.
- A community of like-minded progressive content writers with a dedicated wall for writers in website.
- Not limited to financial planning writers. Appropriate for everyone with any kind investment articles.
- Apart from this we encourage business writers for Entrepreneurs, Start-up's & any kind of businesses ideas.
- If you are passionate and excellent about making own animated videos, we encourage embedding videos related to website contents.
- Any ideas to improve audience experience will be welcomed. If your ideas are interconnected to our website subject matter we will incorporate as soon as possible.
- And many more...

Let us understand, what does quality content means when wikifinancepedia says about it:

- First important thing for quality content is that your article should not be copied or spun from other source or medium, you can use for your reference to write your own good quality article in your own words.

There are various methods to check your content quality. One of the approaches you can follow is to write your own content and check your paper quality rate for the article free of cost by following below link:

https://www.paperrater.com/free_paper_grader

- Second and foremost important thing for quality content is your article is SEO (Search Engine Optimization) friendly. Does your article is targeted to required audience. For more information you can refer the below document link:
<http://searchengineland.com/guide/seo/content-search-engine-ranking>

- There are many free ways to check what your target audience are using keywords to search in top search engines. You can find it here: <https://www.google.co.in/adwords>

How can you earn participating into WF Partner's program?

We have understood you and appreciate that you thought to help people by participating in WF Partner's program for a better cause. But we have unspoken considered why people will support us without their own benefits. Believe us; our motto here at wikifinancepedia is "Help people, grow people". Every single participant will be benefited being a WF Partner's by one or the other ways. Check out the below document to know further details on this.

WF Partner's program, How you get benefits:

There are three ways by which benefits are been distributed among participant writers.

1. When your 10 unique quality articles are been published, we monitor your work based on various parameters like quality / dedication / ratings, etc. Once you get qualified, we might offer you to write for wikifinancepedia.
2. You can also make good money by embedding your YouTube or other monetized (revenue generating) videos to your articles. We encourage people to embed short animated owned learning's or training videos with not more than 10-15 minutes of length. Note that every video submitted is monitored and only relevant and good quality learning's and training videos will be published on our website. Any videos submitted outside our website focus areas will be straight forward rejected.
3. Your profile created at wikifinancepedia will be your overall online career resume with your past work experience as well as current work experience being a WF Partner with your dedicated URL address. You can use as a reference for your professional history to others. Your work and professional history may attract other websites owners. We provide feature with send a message directly to you when someone is interested into your profile and work experience.

How wikifinancepedia identifies best content writer:

- When your article is published, by default every article post will have a rating below the content which can be submitted by our target readers.
- After your 10th published article, we will start judging a person's writing skills based on user ratings. We are eagerly looking forward for good writers. Once we are satisfied with your quality content you will receive an email notification with an offer to continue with us for a long period of time. If you do not receive any email notification, we recommend you to continue posting high quality articles. We will continuously keep track of your article ratings and we may ask you with an offer to write for us at a later stage as well.

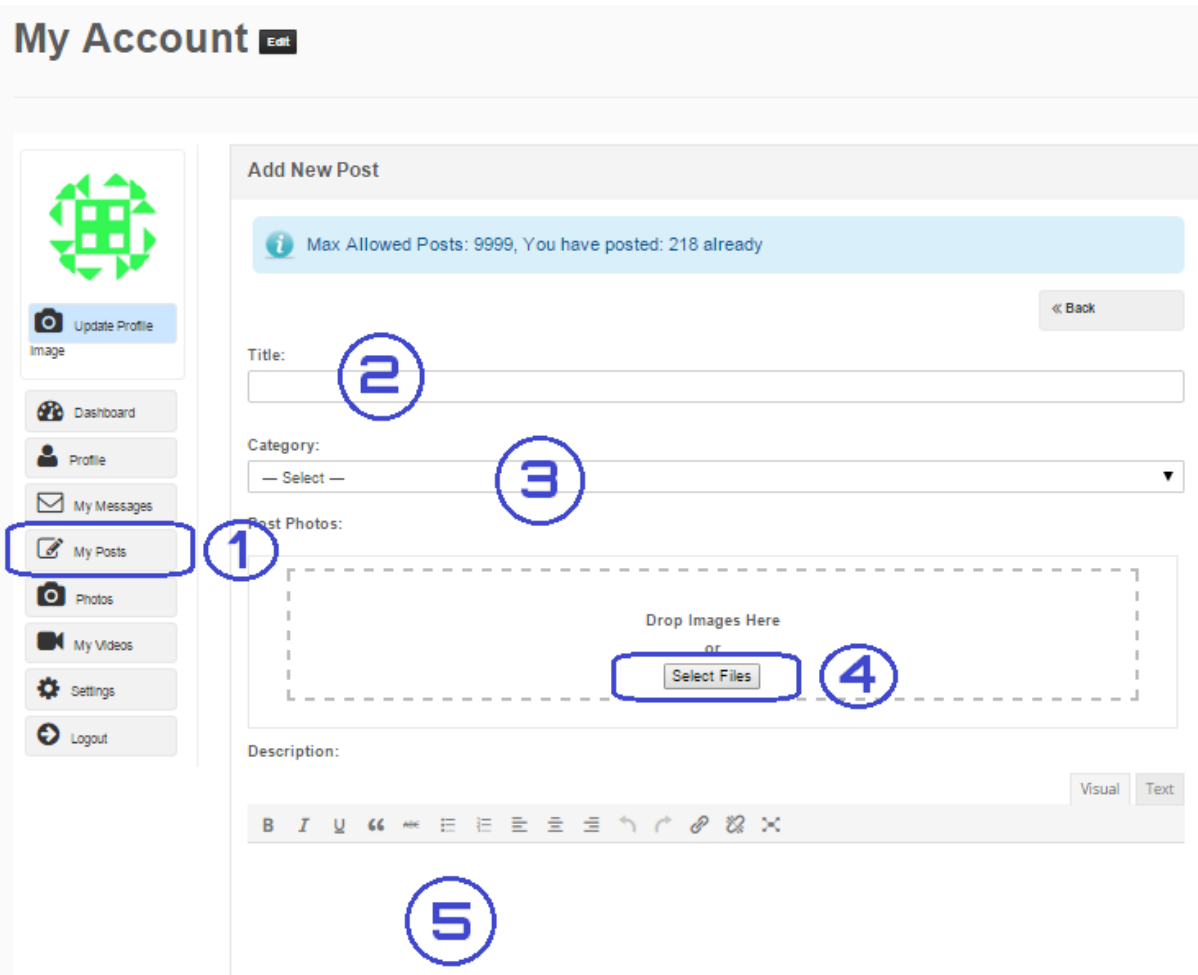
Additional conditions you should be aware of it:

- To get your embed video approved quickly, you need to follow one of the following steps for the first time.
 - You need to send the email from the registered email id providing information that you are the owner of the video channel and you provide rights to embed your video to our website.
 - Second way is, we will send you email asking your confirmation that you own the video channel and you provide sufficient rights to embed your video to our website.
- If you are adding any photos to an article. You should inform us that either you hold the rights of that photo or it's a royalty free photo. You will need to add a link at the end of all your photo embedded articles to prove that photo is royalty free else photos will not be uploaded.

Procedure to submit the article:

Go to Menu > "My Account"

Click on "My Posts" > "Add New Post" > You will see the below screen.



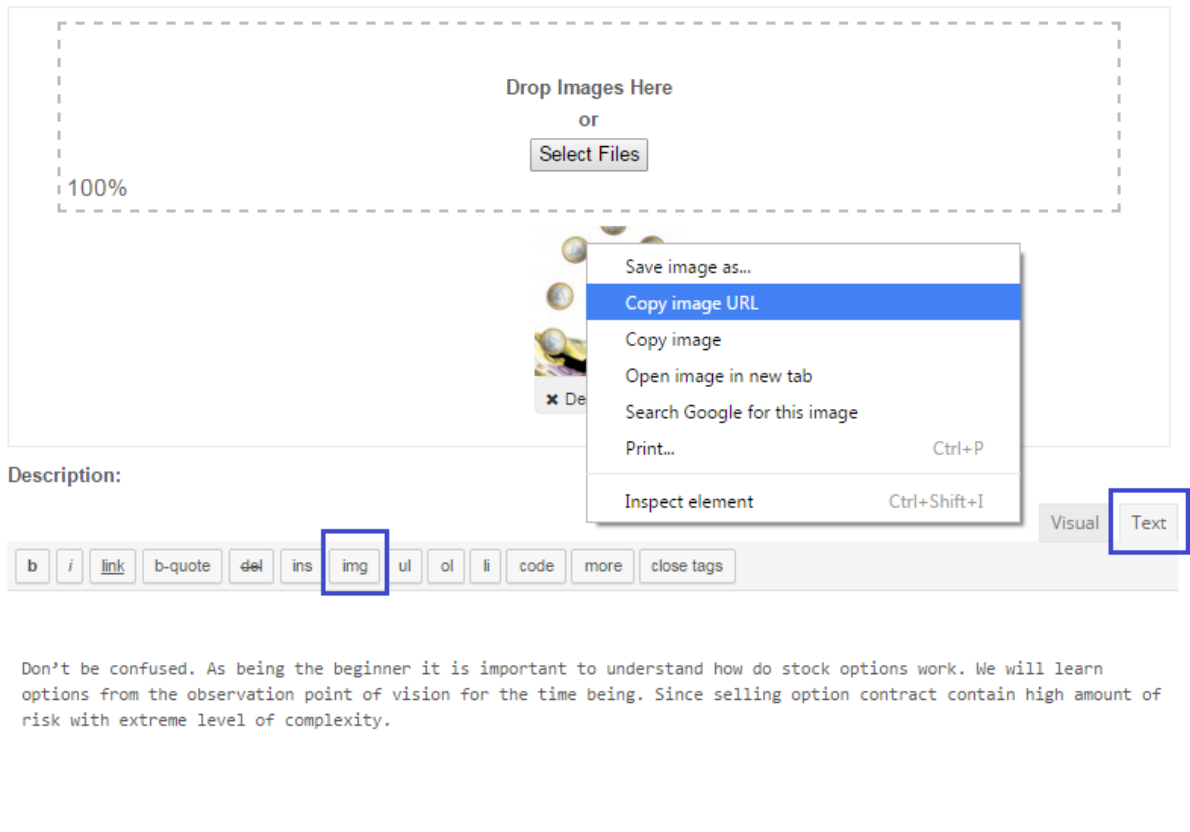
Details of screenshot:

- 1: To add new post click on “My Posts”
- 2: Here you can add Title to the article.
- 3: Here you can select the category of your post. Excluding categories “Lessons and Quizzes” and “Why Us” since this categories are only used by site owners.
- 4: Here you can select the image for your article.
- 5: Here you can write your article.

How to write article and add image to your article:

Click on “Text” option to write your article. After adding images and embed videos and article completion you can view the look and feel of your article in “Visual” option next to “Text” option.

Once you add the image you can right click on the image and click on “copy image url”. See the below screenshot



To embed into image into your article click on "img" shown in the below screenshot

After clicking on the "img" you will get popup box to add the url of the image. Your image are available in size "150x150" or "270x250" or default size.

When you paste the copied image url, you will see the size of the image is appended with hypen "-". Here you can edit the size of the image.

For example: I have paste the image url and I can see url as
"http://wikifinancepedia.com/wp-content/uploads/2015/11/euro_financial planning-150x150.jpg"

I have 3 size options to add image into article, I can change the size as mentioned below:

For 150x150 image size, web url will be:

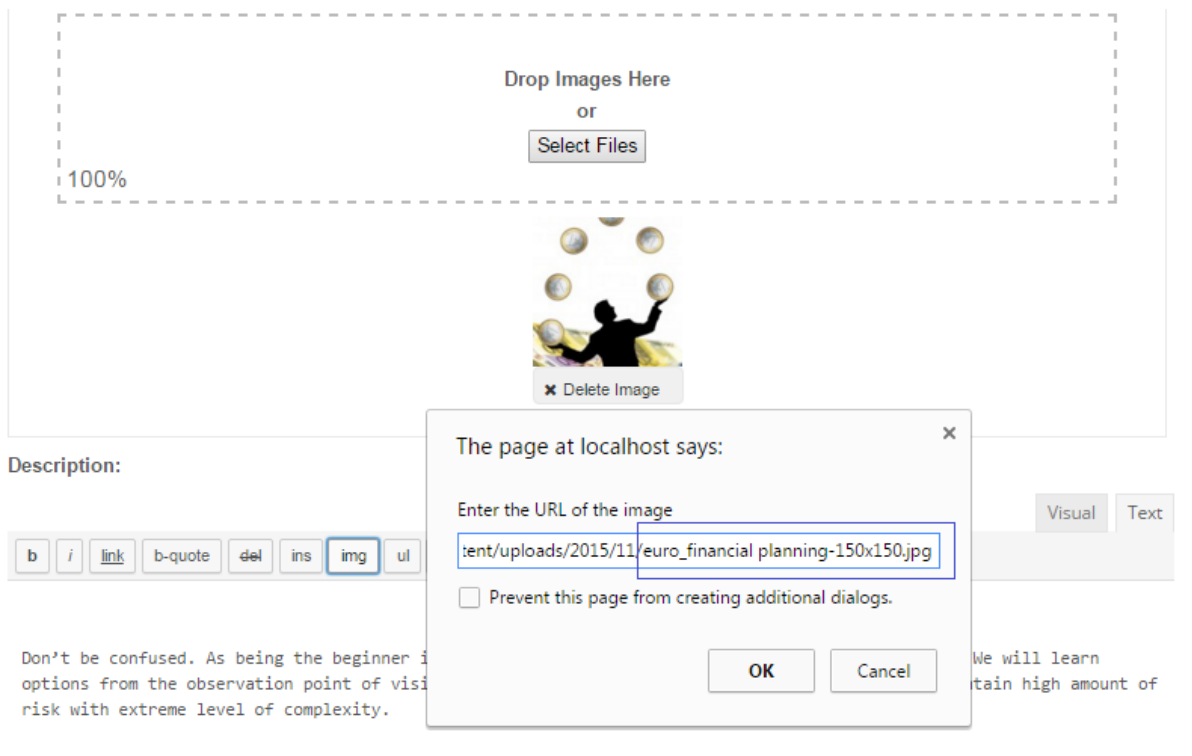
"http://wikifinancepedia.com/wp-content/uploads/2015/11/euro_financial planning-150x150.jpg"

For 270x250 image size, web url will be:

"http://wikifinancepedia.com/wp-content/uploads/2015/11/euro_financial planning-270x250.jpg"

For default image size, web url will be:

"http://wikifinancepedia.com/wp-content/uploads/2015/11/euro_financial planning.jpg"



Note: Your image will only be added if your image url starts with "http://wikifinancepedia.com" any direct link from other website images are not allowed and will be removed.

How to embed video into article:

You need to go your video and get the embedded code and then you can add that embedded code into your article. You can see your video when clicking on the "Visual" option next to "Text" option.

View your articles statistics:

After following above steps to produce quality contents and targeted audience. You are more liked to get ratings for your work from the audience for your quality articles. Wikifinancepedia look forward to those statistics to understand how happy targeted audience are with your articles and based on those parameters.

After your article is published, you can check on "View profile" page to know your ratings under "My WikiFinancepedia statistics" for all your articles.

Sagar Shah



Rating: 0.0/10
(0 votes cast)

India

I love to do creative things whether it maybe web designing, optimization or data integrity. Also I like to share valuable information across various good sites.

Send Message

My WikiFinancepedia Statistics

Total Post	Total Votes	Average Rating
2	6	4.67 out of 5

My Photo Galleries

Wiki Bollywood Reviews



I present high quality bollywood interviews to the quality audiences on my youtube channels.

2 Picture(s)

I am the owner of the youtube channel Wiki.Bollywood.Reviews. Check out my actions.

How we help you to achieve your milestones:

This statistics plays an important role for your career path. You can attract other people with your quality work. Apart from that you can use this statistics as a reference to display your quality work to the world. We also help you to achieve your milestones. Time to time we release a newsletter to huge audience and other business lines where we highly our top writers articles. Believe me this is gonna give you varieties of opportunities in the internet world with your quality work.

- Thank you -