

Equity Research Report

NIFTY BANK

15568.35 ▲ 37.60 (0.24%)

Returns - NIFTY BANK

YTD : -16.91% 1 Week: -3.80% 1 Month: 2.50% 3 Months: -3.40%
 6 Months: -11.80% 1 Year : -15.90% 2 Year : 24.20% 3 Year : 41.00%

Simple Moving Averages

30 Days : 15,252.78 50 Days : 15,061.99 150 Days : 16,272.18 200 Days : 16,829.50

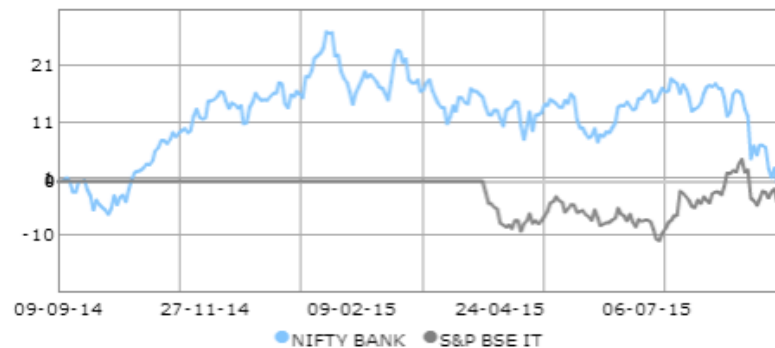
	Apr'16	Nov'15
HIGH	16278.50	17498.35
LOW	15458.05	16587.25
CLOSE	15530.75	17430.40



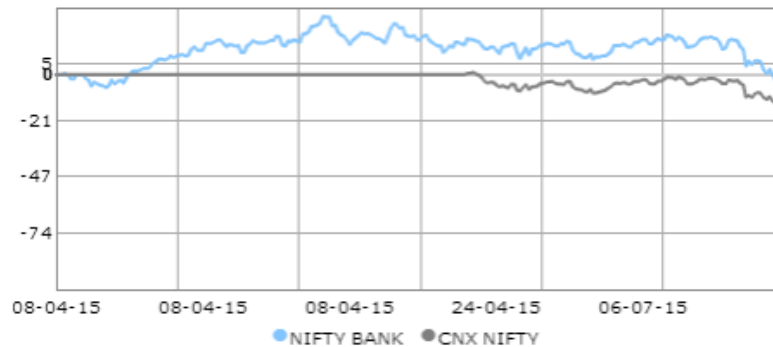
Stocks Comprising The NIFTY BANK

Company Name	Industry	Last Price	Change	%Chg	Mkt Cap (Rs cr)
Axis Bank	Banks - Private Sector	426.65	0.00	0.00	101,688.85
Bank of Baroda	Banks - Public Sector	143.40	0.00	0.00	33,131.85
Bank of India	Banks - Public Sector	90.80	0.00	0.00	7,414.30
Canara Bank	Banks - Public Sector	182.05	0.00	0.00	9,885.15
Federal Bank	Banks - Private Sector	42.75	0.00	0.00	7,348.50
HDFC Bank	Banks - Private Sector	1,055.50	0.00	0.00	266,850.09
ICICI Bank	Banks - Private Sector	220.30	0.00	0.00	128,102.42
IndusInd Bank	Banks - Private Sector	939.60	0.00	0.00	55,906.72

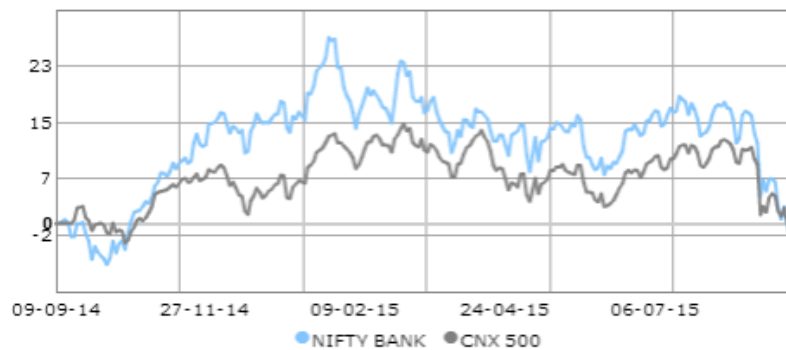
Compare NIFTY BANK performance with S&P BSE IT



Compare NIFTY BANK performance with CNX NIFTY



Compare NIFTY BANK performance with CNX 500



End of Equity Research of NIFTY BANK